

## Schurter 6200 Series - Inlet & Fuse

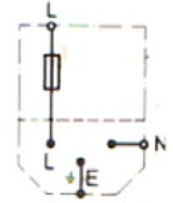
**Screw Mount or Snap-in**  
with shock-safe 1 pole 5x20mm fuse  
holder and spare fuse compartment  
Approvals:



Screw Mnt, 1/4" QC  
Part No. 33-6200.2300



Snap-in, 1.5mm Panel, 1/4" QC  
Part No. 33-6200.4315




## Schurter KEB II and Schurter KFB II



### Schurter KEB II Inlet & Switch


Screw Mount or Snap-in  
with 2 pole SPST On/Off switch  
non-illuminated or illuminated  
rated at 10 A / 250 V.  
Approvals:  
UL, CSA, VDE, SEV, SEMKO & CS



### Schurter KFB II Inlet, Switch & Filter

Screw Mount.  
with 2 pole SPST On/Off switch and  
an integral mains filter for  
1, 2, 4, 6 or 10A/250V standard and  
medical applications  
Approvals:  
UL, CSA, VDE, SEV, SEMKO & CS

## Schurter KD Series and Schurter CD Series



### Schurter KD Series Inlet, Switch, Fuse & Volts Selector

Screw Mount or Snap-in with shock-  
safe 1 or 2 pole  
5x20mm fuse holder, 2 pole  
10A DPST switch and with or with-  
out 4 position step switch voltage  
selector.  
Approvals:  
UL, CSA, VDE, SEV, SEMKO & CS



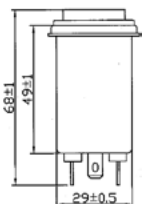
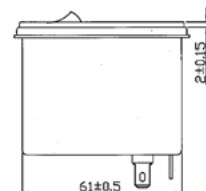
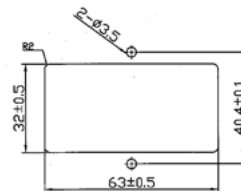
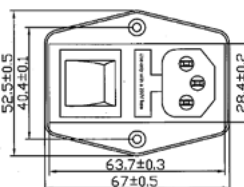
### Schurter CD Series Inlet, Switch, Fuse Filter & Volts Selector

Screw Mount or Snap-in with shock-  
safe 1 or 2 pole  
5x20mm fuse holder, 2 pole  
10A DPST switch and with or with-  
out 4 position step switch voltage  
selector and integral mains filter  
1, 2, 4, 6 or 10A/250V  
standard or medical.  
Approvals:  
UL, CSA, VDE, SEV, SEMKO & CS

## Inlet, Filter, Switch & Fuse

### Screw mount

Quick connect terminals  
Mains Filter:  
Rated current: 4A @ 250V  
Leakage Current: <0.6mA max @ 250V @ 50Hz  
5x20mm 2pole fuse holder.  
2 pole (DPST) On/Off switch.  
Approvals: UL, VDE  
Typical Insertion Loss (dB): Line to Ground:



Part Number	0.15 MHz	0.5 MHz	1.0 MHz	5.0 MHz	10 MHz	30 MHz
33-0YQA41	13	21	26	41	42	26

